



Photo by [Jacqueline Kelly](#) on [Unsplash](#)

# Academic Continuity Bootcamp





# Academic Continuity

---

Academic Continuity Support Model

Moving Forward with the Transition to Online Delivery

The Academic Continuity Website



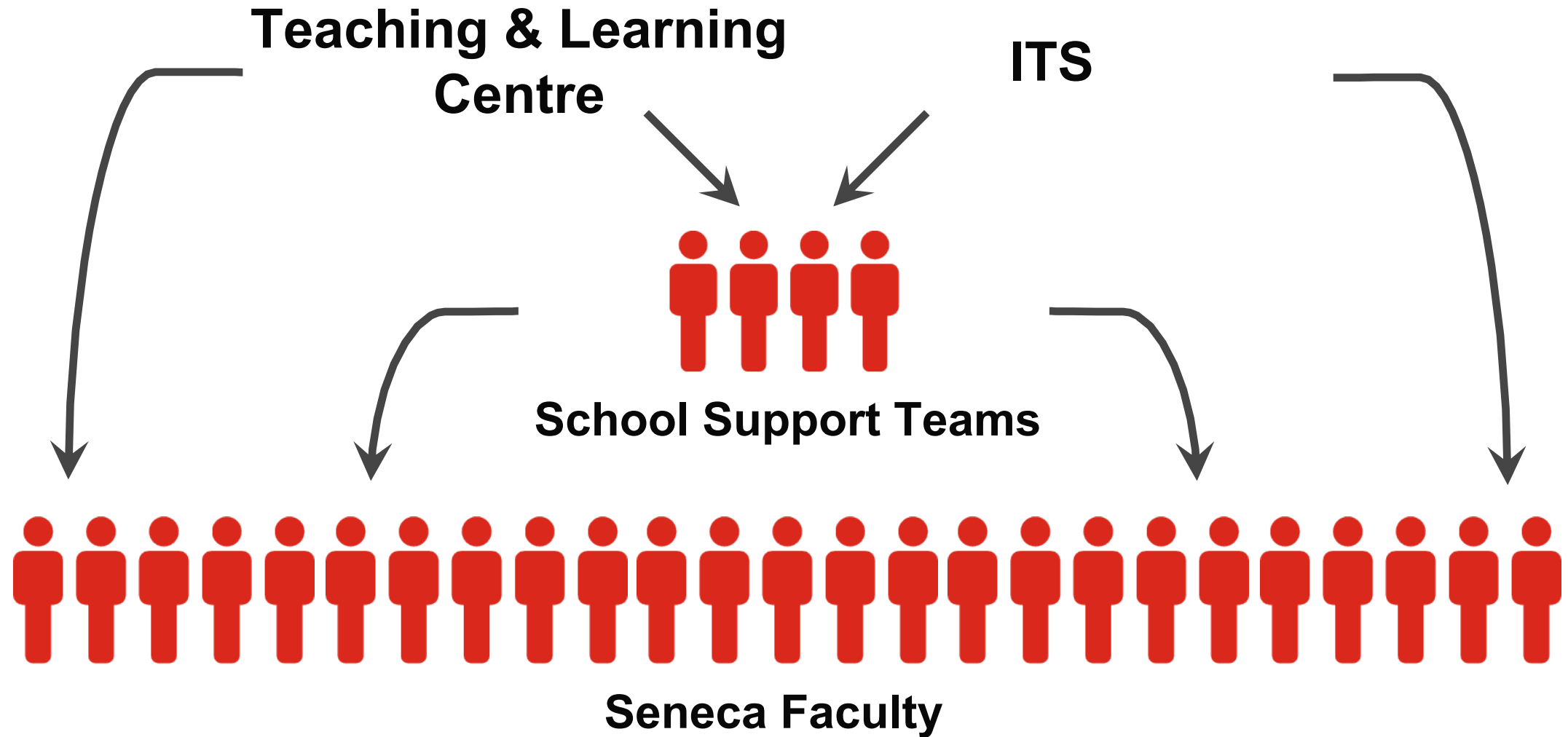



# DON'T PANIC

- Douglas Adams, *The Hitchhiker's Guide to the Galaxy*



# Academic Continuity Support Model





# Types of Support

---

- Teaching & Learning Centre
  - online teaching
  - online and alternative assessment
- Blackboard / MySeneca (how-to)
- ITS
  - equipment
  - access, connectivity
  - Blackboard / MySeneca (connectivity)

**[Request for Support form](#)**

**[bbsupport@senecacollege.ca](mailto:bbsupport@senecacollege.ca)**

**[servicedesk@senecacollege.ca](mailto:servicedesk@senecacollege.ca)**





# Transition to Online Delivery

---

Academic continuity strategies  
not online teaching strategies

## Transition Goals / Challenges

- meet course learning outcomes
- adapt assessment methods
- consider accessibility
- maintain student-centered learning experience





# The Basics

---

## Communicate

- how will I communicate with my students?
- how will my students communicate with each other?

## Deliver

- how will I deliver the course “content”?
- how will I facilitate learning activities?

## Assess

- what changes need to be made to my assessment methods?





# Communicate

---

- ✓ ☐ **Post contact information (MySeneca)**
- ✓ ☐ **Send an announcement to students explaining course changes, expectations, how to access course materials, and how to ask questions**
- ✓ ☐ **Maintain communication through regular announcements (MySeneca)**

- ✓ ☐ **Provide clear instructions on how to complete course work and submit assignments**
- ✓ ☐ **Provide support to students and be available for questions**
  - Seneca email
  - discussion forum for Q&A (Blackboard Discussion Board)
  - Virtual office hours (Blackboard Collaborate Ultra)







# Deliver

---

- ✓ ☒ **Select a lesson delivery mode**
  - recorded presentation
  - remote class
- ✓ ☒ **Select a collaboration tool, if appropriate**
- ✓ ☒ **Curate/create lesson materials – verify accessibility requirements**
- ✓ ☒ **Upload handouts, readings, and lesson materials to MySeneca**





# Deliver – Supported Tools

| Recorded Presentation  | Remote Class  | Collaboration Tools   |
|--|---|---|
| <b>Narrated Powerpoint</b><br><b>Screencast-o-matic</b><br><b>Blackboard Collaborate Ultra</b><br><b>BigBlueButton</b><br><b>Cisco WebEx</b> | <b>Blackboard Collaborate Ultra</b><br><b>BigBlueButton</b><br><b>Cisco WebEx</b> | <b>Blackboard Tools</b><br><b>Padlet</b><br><b>Mentimeter</b><br><b>VoiceThread</b> |

Keep in mind:

- accessibility
- technology learning curves



# Deliver

---



What about activities that can't be delivered online?

Go back to learning outcomes

**Can learning outcomes be met using alternatives?**

- recorded demonstrations
- instructional videos and animations
- virtual simulations
- data analysis
- ???





# Assess

---



**Review evaluation methods and modify as necessary**

**Option 1: replace final exam with an assignment, project or presentation**

**Option 2: eliminate final exam and modify remaining term assessments**

**Option 3: ???**



**Ensure assessment strategy measures achievement of learning outcomes**




**Convert paper-based assessments to online, where applicable**



**Changes to evaluation method approved by Chair / all faculty teaching the course, and communicated in writing to students.**





# Assess – Supported Tools

| Online Testing                               | Online Assignments                                 | Formative Assessment  |
|--|--|---|
| <b>Blackboard Tests</b><br><b>Eximity***</b> | <b>Blackboard Assignments</b><br><b>SafeAssign</b> | <b>Blackboard Tools</b><br><b>Padlet</b><br><b>Mentimeter</b><br><b>VoiceThread</b> |


Keep in mind:

- Instructions to Students
- Academic Integrity Strategies



[Home](#)[Academic Continuity](#)[Seneca Context](#)[Teach](#)[Assess](#)[Technologies](#)[Faculty PD](#)[Micro-credentials](#)[About Us](#)[Index](#)

## Academic Continuity





If you require additional teaching support please contact the Academic Continuity team using the Request for Support form:

[Request for Support Form](#)

For IT-related support, please contact the Service Desk: [servicedesk@senecacollege.ca](mailto:servicedesk@senecacollege.ca)



### Action Plan

- How will this affect my course(s)?
- What do I need to do?
- What do I communicate to students?



### Frequently Asked Questions

Common questions about teaching, activities, assessments, and accommodations.



### Support and Training

Step-by-step tutorials, webinars and additional support.





## Teaching Resources



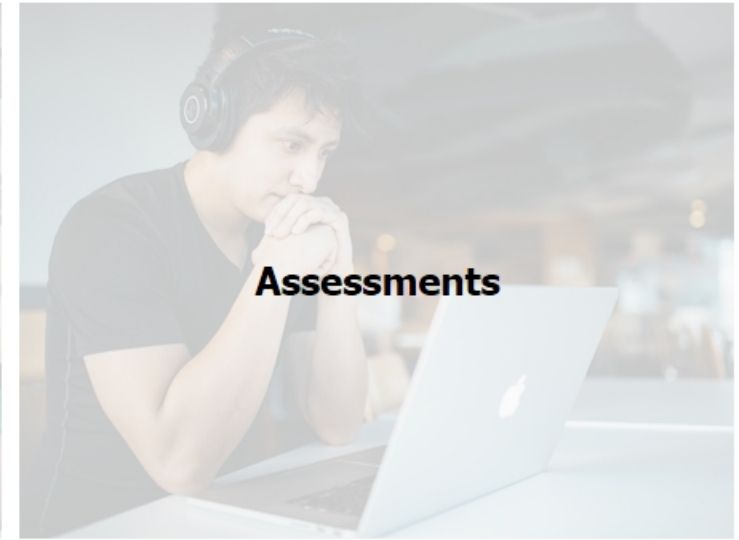
### Communicating with Students

Tips for maintaining communication with your students



### Learning Activities

Suggested alternatives to in-class learning activities



### Assessments

Ideas for alternative assessment methods

The **Educational Technology Tool Finder** lists a variety of popular tools used by Seneca faculty and students. You will find brief descriptions, examples in practice, and login information if applicable.







# Questions?

---

Online teaching and assessment support

**[Request for Support form](#)**

Blackboard training

**[bbsupport@senecacollege.ca](mailto:bbsupport@senecacollege.ca)**

IT support

**[servicedesk@senecacollege.ca](mailto:servicedesk@senecacollege.ca)**

