

Creating a Learning Module

Published 10/27/2022 by Anh Lam

Learning Modules help you organize content in your class. This article explains when to use Learning modules, and how to create a Learning module.

Organizing Content: Folders vs Learning Modules

You can organize course content into folders, and Learning modules.

There are key **similarities** between folders and Learning modules:

- Both are containers that allow documents, links, assignments, and other types of content to be stored inside of them.
- Both permit two levels of nesting.

There are also key **differences** between folders and learning modules:

- Learning modules cannot be placed inside folders or other Learning modules.
- Folders can be placed inside modules and other folders.
- Learning modules provide students with on-screen arrows that allow them to move to the next or go back to previous items.

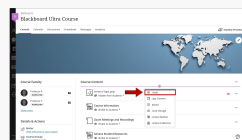
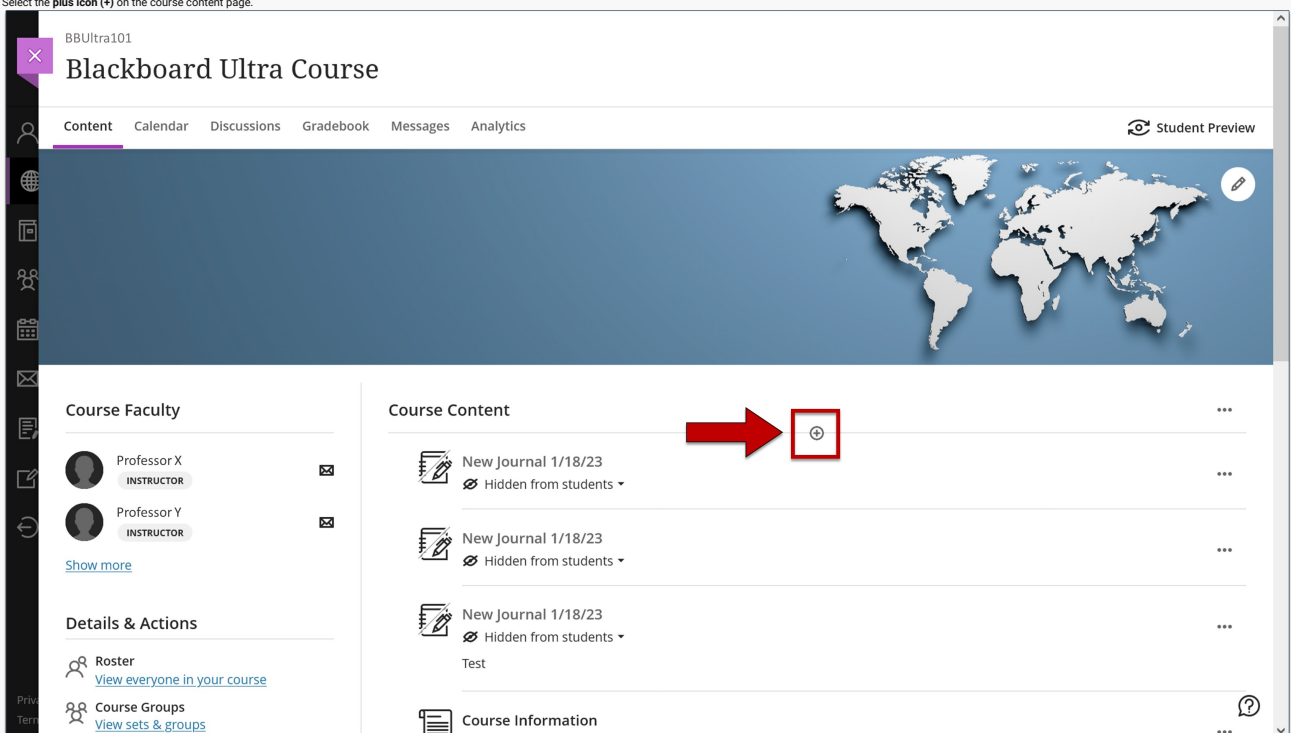
When To Use Folders vs Learning Modules

Folders: Use folders when the items contained in that folder do not need to be viewed sequentially (ex: a series of links to different resources).

Learning modules: Use learning modules when you want students to work through content in sequence, such as a week's learning materials.

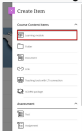
How To Create A Learning Module

1. Select the **plus icon (+)** on the course content page.



2. Select **Create** from the drop-down. The Create Item panel is displayed.

3. Select **Learning module**.



4. Select the **pencil icon** or the default name to edit the name of the module.





5. Select **Hidden from students** to change the visibility of the module. Select the **Description text box** to add a description. **Note:** Descriptions are limited to 750 characters and cannot be styled (i.e., bold, underlined, coloured text, etc).
6. **Optional:** Select **Forced Sequence** to set the Learning module's content to be viewed in sequence.
7. Select **Save**. The Learning module is displayed in the course content page.

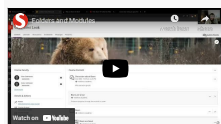


Additional Resources

- [Creating Learning Modules - Blackboard Help](#)

Video

This short video covers folders and modules and takes a quick look at when to use each feature.



How did you find this article? Use the like button below if you found this article helpful.

tags : blackboard-ultra, course-structure, creating-a-learning-module, creating-content, folders-and-learning-modules, how-to-create-a-learning-module, learning-module, ultra