

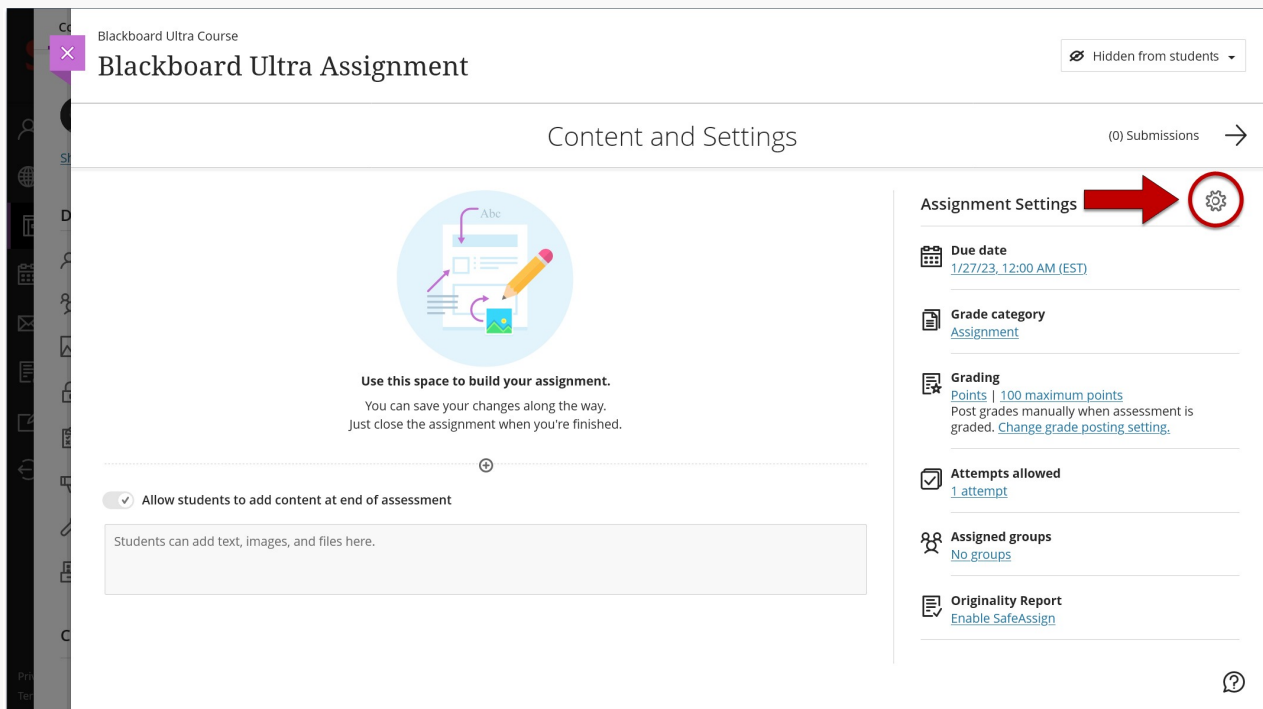
Creating a Group Assignment

Published 1/5/2023 by Anh Lam

Group Assignments are a useful tool for collaboration and group work within a course.

Creating a Group Assignment

1. Select the Assignment you want to assign a group to.
2. Select the **gear icon**. Assignment Settings panel is displayed. **Note:** You cannot create a group assignment if students have already started submissions for that assignment.



Blackboard Ultra Course

Blackboard Ultra Assignment

Hidden from students

Content and Settings (0) Submissions

Use this space to build your assignment.
You can save your changes along the way.
Just close the assignment when you're finished.

Allow students to add content at end of assessment

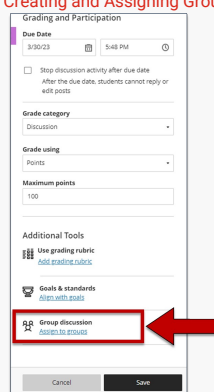
Students can add text, images, and files here.

Assignment Settings

- Due date: 1/27/23, 12:00 AM (EST)
- Grade category: Assignment
- Grading: Points | 100 maximum points
Post grades manually when assessment is graded. [Change grade posting setting.](#)
- Attempts allowed: 1 attempt
- Assigned groups: No groups
- Originality Report: [Enable SafeAssign](#)

3. Select **Assign to groups**. To learn how to create groups, visit:

[Creating and Assigning Groups.](#)



Grading and Participation

Due Date: 3/30/23

Stop discussion activity after due date

Grade category: Discussion

Grade using: Points

Maximum points: 100

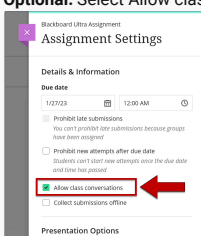
Additional Tools

- Use grading rubric
- Goals & standards
- Group discussion**

Cancel Save

4. Select the groups.

5. **Optional:** Select Allow class conversations to provide groups with a discussion area where they can chat and share files.



Blackboard Ultra Assignment

Assignment Settings

Details & Information

Due date: 1/27/23, 12:00 AM

Prohibit late submissions

Prohibit new attempts after due date

Allow class conversations

Correct submissions offline

Presentation Options



6. Select **Save**.

Current Issues and Bugs:

The following are known issues with this feature in Blackboard Ultra:

- Group lists: Currently group lists can't be downloaded.
- Groups member visibility: For instructor-created groups, groups must be attached to an Assignment, Discussion, or Test to see group member names.
- Student experience of group assignments: One group member at a time can open an assignment.

Additional Resources

This short video covers the options when creating groups.

- [Create Group Assignments in the Ultra Course View](#)

How did you find this article? Use the like button below if you found this article helpful.

tags : blackboard-ultra, creating-a-group-assignment, creating-content, creating-groups, group-assignment, ultra