

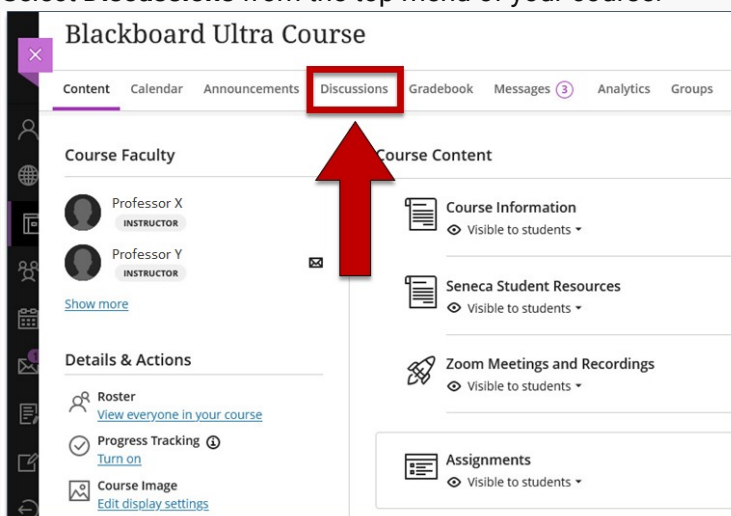
# Generating Discussions

Published 5/13/2024 by [Dani Bobak](#)

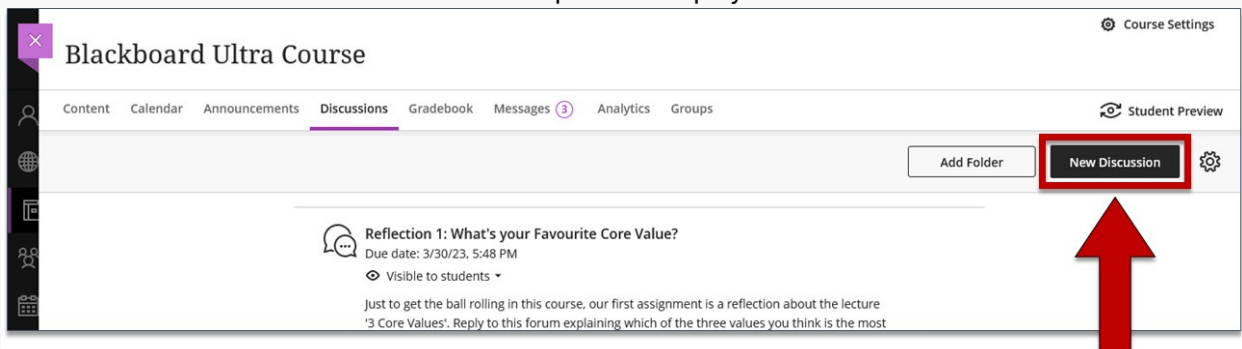
The AI Design Assistant can generate Discussion topics based on your course's title and description.

## Generating Discussions


1. Select **Discussions** from the top menu of your course.

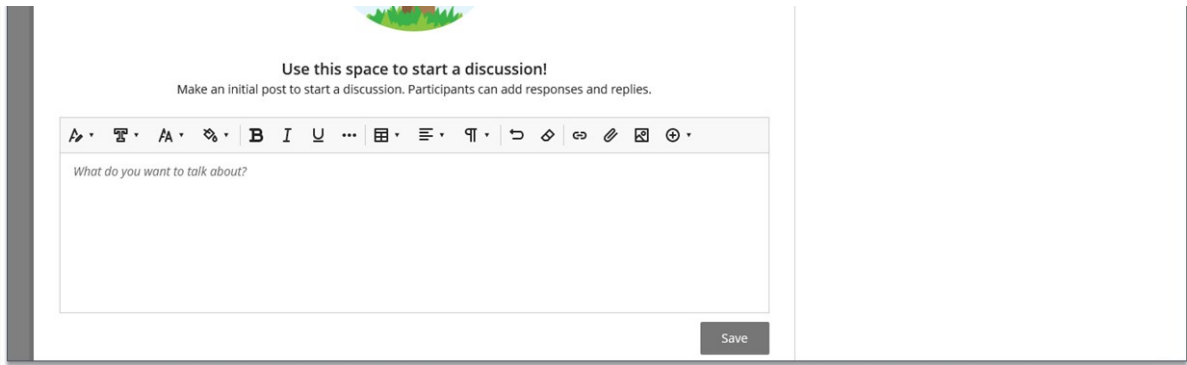


2. Select **New Discussion**. The New Discussion panel is displayed.



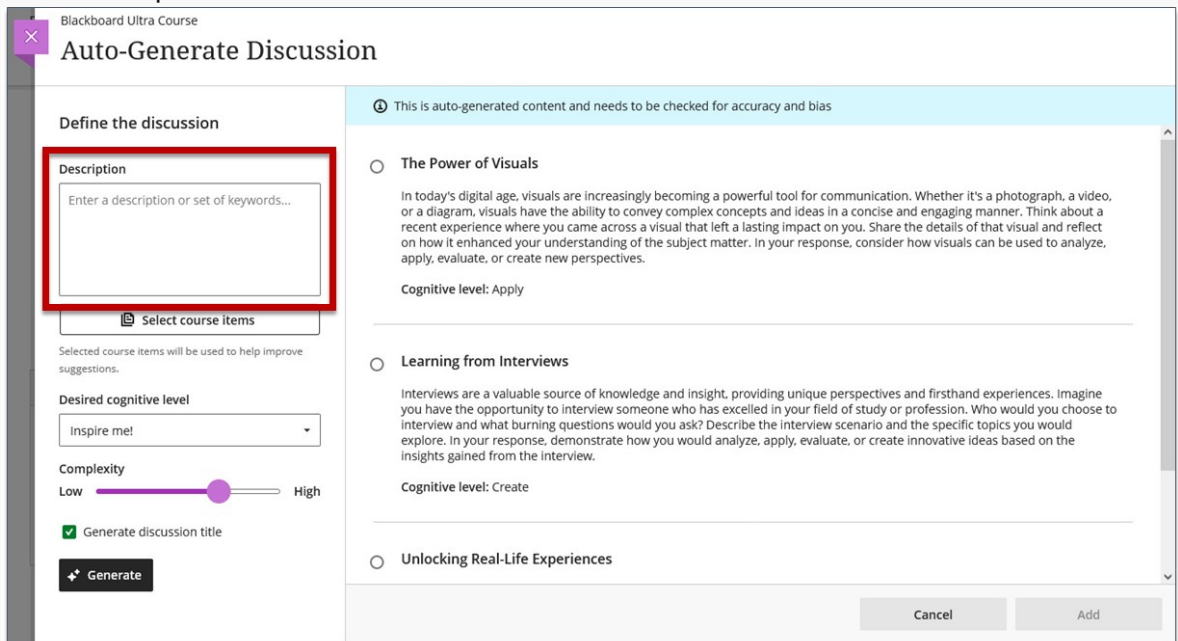
3. Select the stars icon to **Auto-generate discussion**. (It might look like this  or this .)



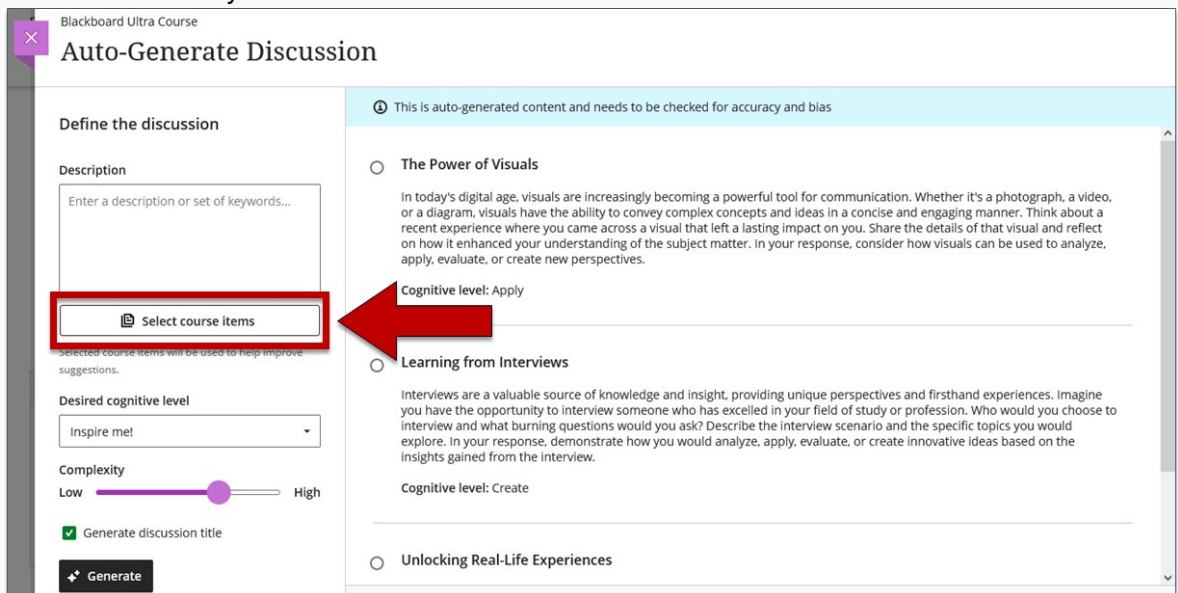


4. By default, the AI Design Assistant will use your course's title and description to generate Discussion topics. You can choose from those generated Discussion topics or you can add more information in the Define the discussion pane:

a. Add a description



b. Select items from your course



c. Choose a desired cognitive level

Blackboard Ultra Course

### Auto-Generate Discussion

**Define the discussion**

Description

Enter a description or set of keywords...

Select course items

Selected course items will be used to help improve suggestions.

Desired cognitive level: Inspire me!

Complexity: Low to High

Generate discussion title

Generate

This is auto-generated content and needs to be checked for accuracy and bias

- The Power of Visuals
- Learning from Interviews
- Unlocking Real-Life Experiences

The Power of Visuals

In today's digital age, visuals are increasingly becoming a powerful tool for communication. Whether it's a photograph, a video, or a diagram, visuals have the ability to convey complex concepts and ideas in a concise and engaging manner. Think about a recent experience where you came across a visual that left a lasting impact on you. Share the details of that visual and reflect on how it enhanced your understanding of the subject matter. In your response, consider how visuals can be used to analyze, apply, evaluate, or create new perspectives.

Cognitive level: Apply

Learning from Interviews

Interviews are a valuable source of knowledge and insight, providing unique perspectives and firsthand experiences. Imagine you have the opportunity to interview someone who has excelled in your field of study or profession. Who would you choose to interview and what burning questions would you ask? Describe the interview scenario and the specific topics you would explore. In your response, demonstrate how you would analyze, apply, evaluate, or create innovative ideas based on the insights gained from the interview.

Cognitive level: Create

Unlocking Real-Life Experiences

Cancel Add

d. Adjust the complexity

Blackboard Ultra Course

### Auto-Generate Discussion

**Define the discussion**

Description

Enter a description or set of keywords...

Select course items

Selected course items will be used to help improve suggestions.

Desired cognitive level: Inspire me!

Complexity: Low to High

Generate discussion title

Generate

This is auto-generated content and needs to be checked for accuracy and bias

- The Power of Visuals
- Learning from Interviews
- Unlocking Real-Life Experiences

The Power of Visuals

In today's digital age, visuals are increasingly becoming a powerful tool for communication. Whether it's a photograph, a video, or a diagram, visuals have the ability to convey complex concepts and ideas in a concise and engaging manner. Think about a recent experience where you came across a visual that left a lasting impact on you. Share the details of that visual and reflect on how it enhanced your understanding of the subject matter. In your response, consider how visuals can be used to analyze, apply, evaluate, or create new perspectives.

Cognitive level: Apply

Learning from Interviews

Interviews are a valuable source of knowledge and insight, providing unique perspectives and firsthand experiences. Imagine you have the opportunity to interview someone who has excelled in your field of study or profession. Who would you choose to interview and what burning questions would you ask? Describe the interview scenario and the specific topics you would explore. In your response, demonstrate how you would analyze, apply, evaluate, or create innovative ideas based on the insights gained from the interview.

Cognitive level: Create

Unlocking Real-Life Experiences

Cancel Add

e. Specify whether the generated discussion topic should include a title or not

Blackboard Ultra Course

### Auto-Generate Discussion

**Define the discussion**

Description

Enter a description or set of keywords...

Select course items

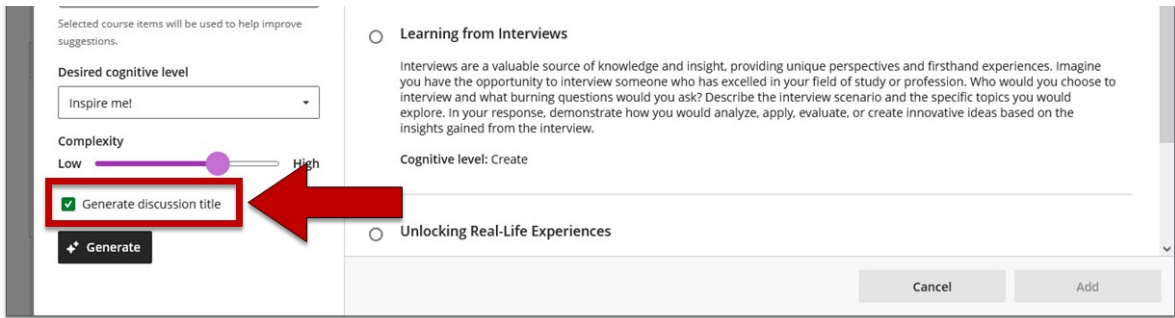
This is auto-generated content and needs to be checked for accuracy and bias

- The Power of Visuals

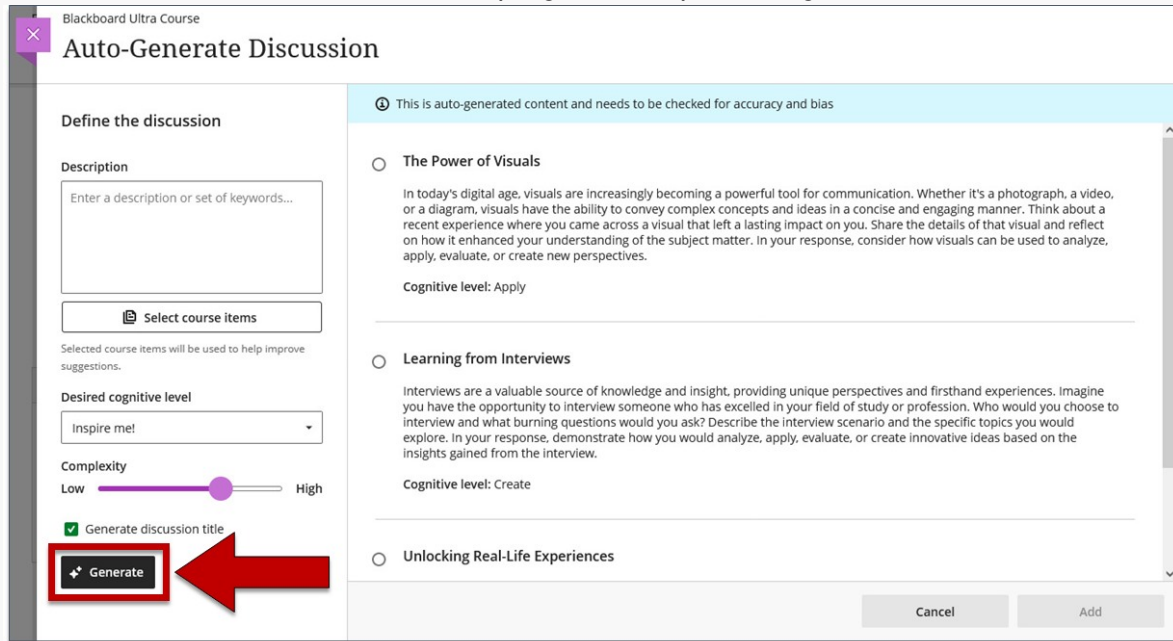
The Power of Visuals

In today's digital age, visuals are increasingly becoming a powerful tool for communication. Whether it's a photograph, a video, or a diagram, visuals have the ability to convey complex concepts and ideas in a concise and engaging manner. Think about a recent experience where you came across a visual that left a lasting impact on you. Share the details of that visual and reflect on how it enhanced your understanding of the subject matter. In your response, consider how visuals can be used to analyze, apply, evaluate, or create new perspectives.

Cognitive level: Apply

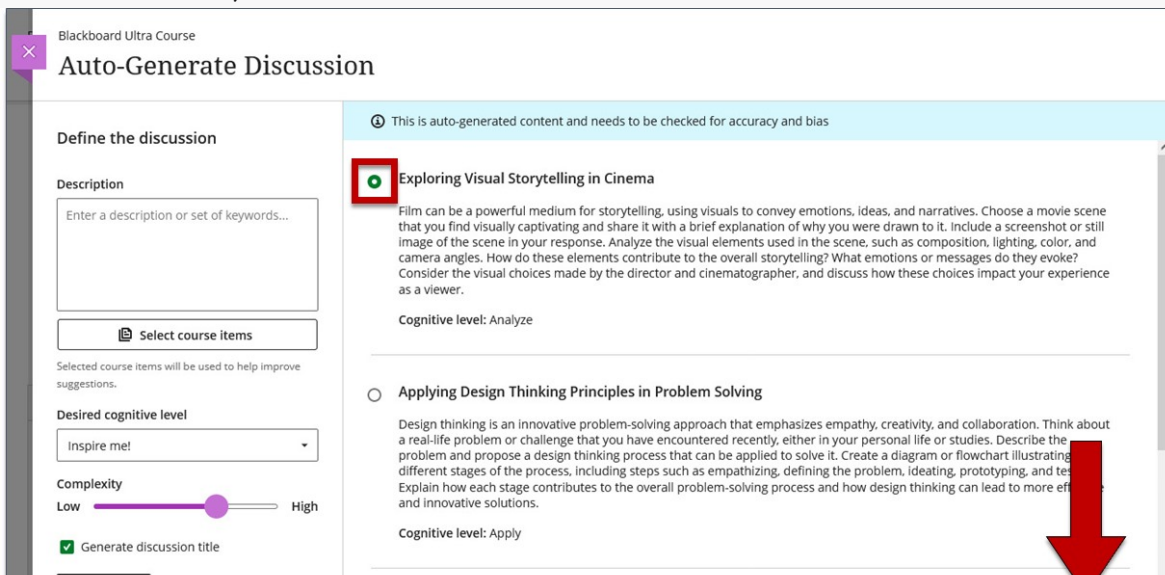


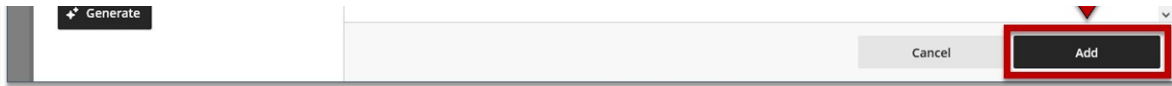
Select **Generate** to run the discussion topic generation process again.



**Tip:** Even if you don't add any more information in the Define the discussion pane, you can select **Generate** to run the discussion topic generation process again to generate a different set of discussion topics.

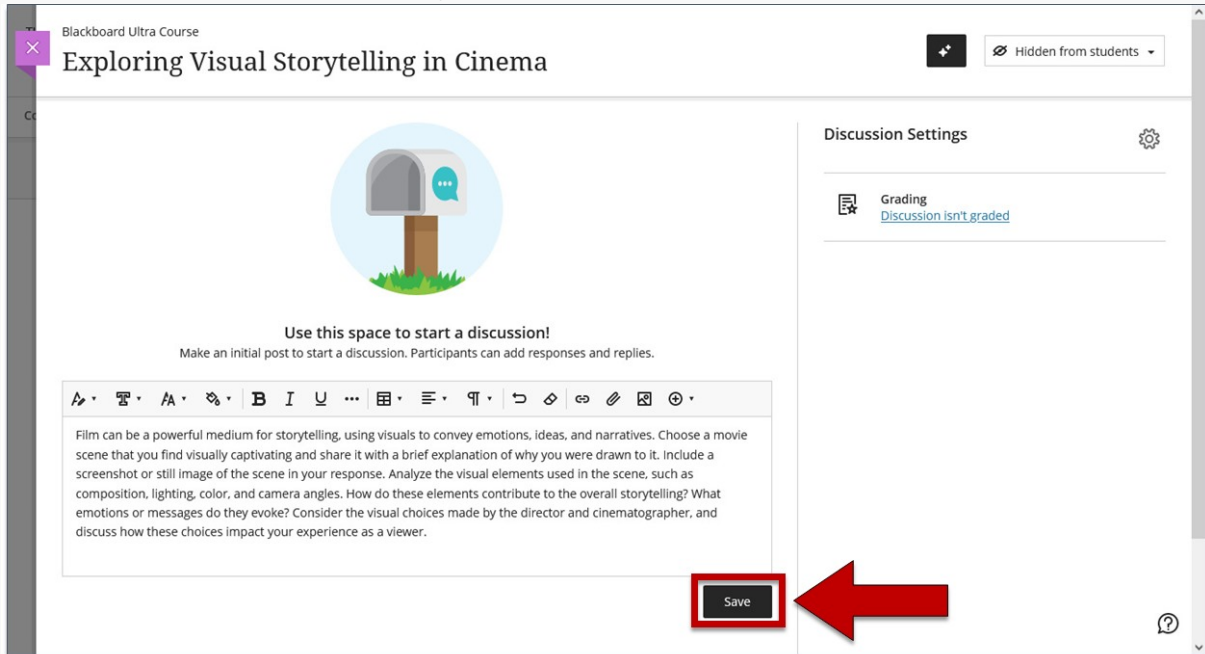
5. If there is a Discussion topic you would like to add to your course, select the radio button next to the desired Discussion, then select **Add**.





6. Review the title and content of that generated Discussion topic and edit for accuracy and appropriateness, making all necessary edits before making it available to students.

7. Select **Save** to save the changes to your Discussion topic.



8. Be sure to set up the necessary Discussion Settings before making the Discussion available to your students. See the [Creating a Discussion article](#) for more information about Discussion Settings.

tags : ai-design-assistant, artificial-intelligence-design-assistant, blackboard-ultra