

Generating a Question Bank from a Learn@Seneca Blackboard Ultra Document

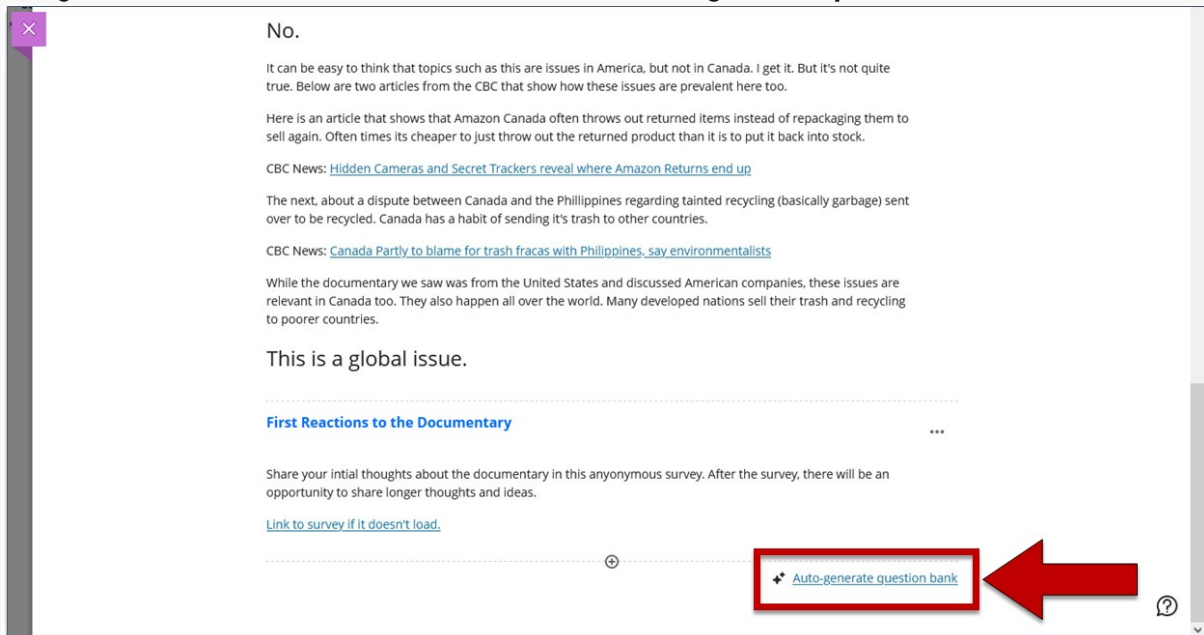
Published 5/6/2024 by [Dani Bobak](#)

For more information about Learn@Seneca Blackboard Ultra Documents, see the [Creating a Document article](#).

The AI Design Assistant can generate a question bank based on a Learn@Seneca Blackboard Ultra Document.

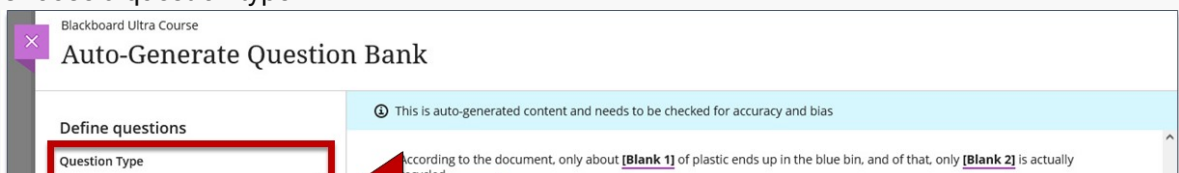
Generating a Question Bank from a Learn@Seneca Blackboard Ultra Document

1. Select the Document you want to create a Question Bank from.
2. Navigate to the bottom of the Document and select **Auto-generate question bank**.



3. You can choose from the generated questions or you can add more information in the Define questions pane:

- a. Choose a question type



Inspire me!

Complexity
Low High

Number of questions
1 10

Blank 1 25%

Responses must match exactly

Blank 2 10%

Responses must match exactly

Question 3

What percentage of plastic ends up being actually recycled according to Ecologist Chelsea Rockman?

(A) 5%

(B) 20%

b. Adjust the complexity

Blackboard Ultra Course

Auto-Generate Question Bank

Define questions

Question Type
Inspire me!

Complexity
Low High

Number of questions
1 10

This is auto-generated content and needs to be checked for accuracy and bias

According to the document, only about **[Blank 1]** of plastic ends up in the blue bin, and of that, only **[Blank 2]** is actually recycled.

Blank 1 25%

Responses must match exactly

Blank 2 10%

Responses must match exactly

Question 3

What percentage of plastic ends up being actually recycled according to Ecologist Chelsea Rockman?

(A) 5%

(B) 20%

c. Specify the number of questions generated

Blackboard Ultra Course

Auto-Generate Question Bank

Define questions

Question Type
Inspire me!

Complexity
Low High

Number of questions
1 10

This is auto-generated content and needs to be checked for accuracy and bias

According to the document, only about **[Blank 1]** of plastic ends up in the blue bin, and of that, only **[Blank 2]** is actually recycled.

Blank 1 25%

Responses must match exactly

Blank 2 10%

Responses must match exactly

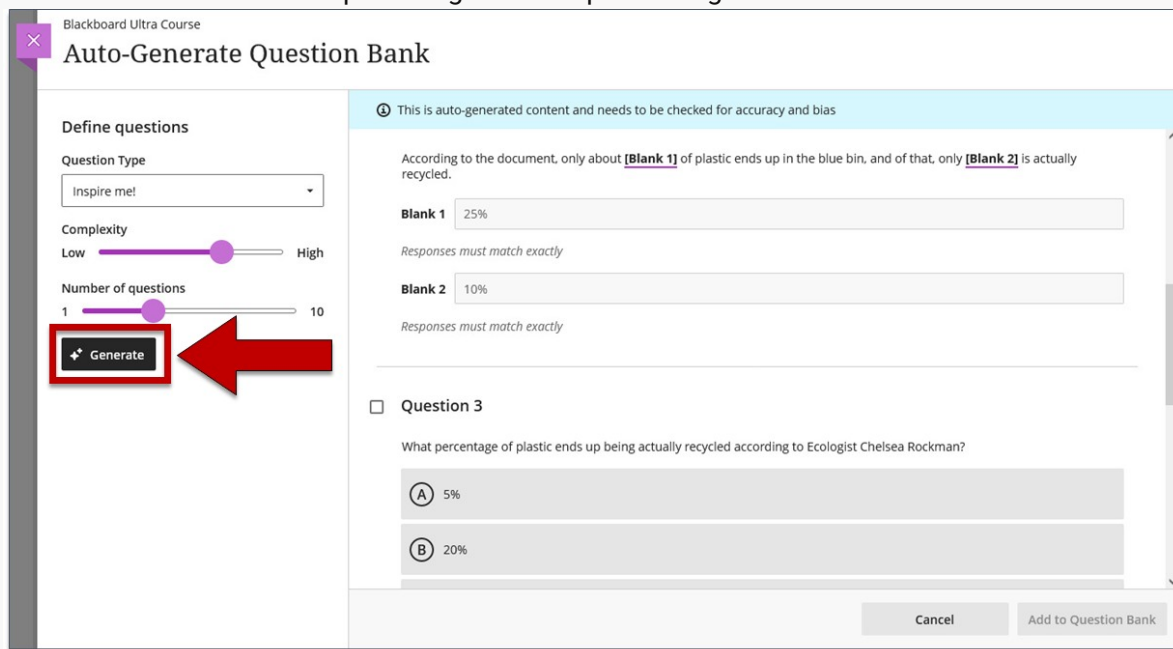
Question 3

What percentage of plastic ends up being actually recycled according to Ecologist Chelsea Rockman?

(A) 5%

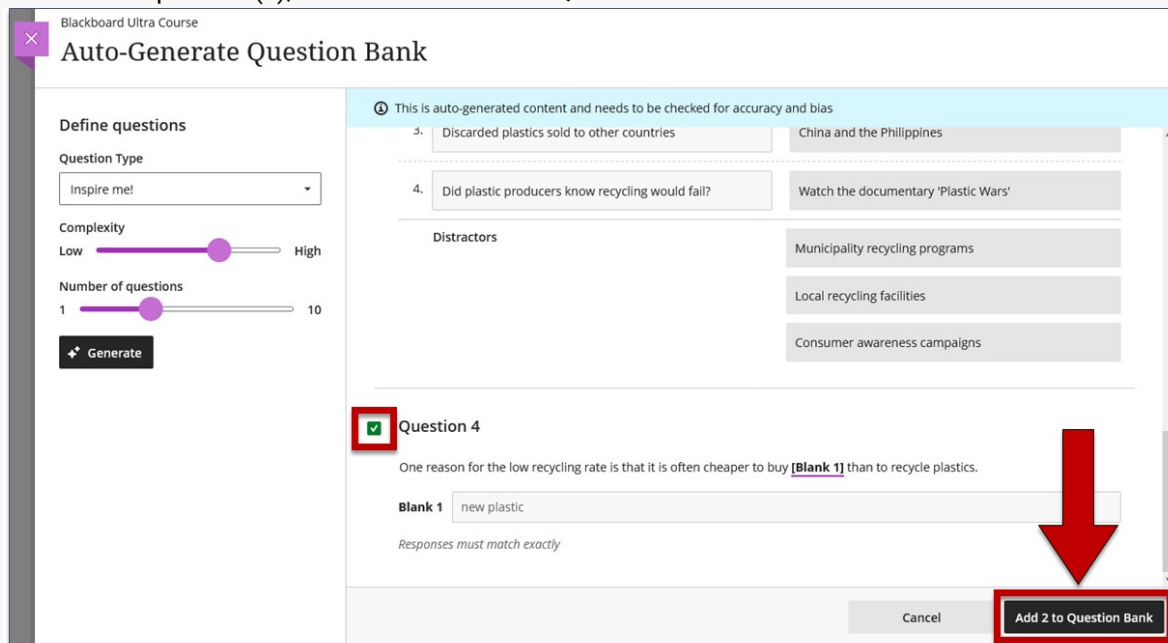
(B) 20%

Select **Generate** to run the question generation process again.




Tip: even if you don't add any more information in the Define questions pane, you can select Generate to run the question generation process again to generate a different set of questions.

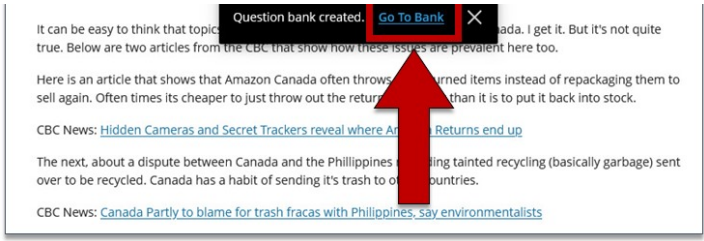
4. If there are any questions you would like to add to your question bank, select the checkbox next to the desired question(s), then select **Add # to Question Bank**.



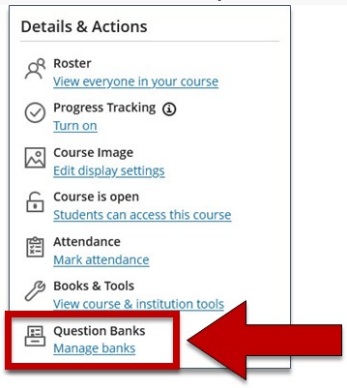
5. A notification will pop up notifying you that the question bank was created. Navigate to that question bank. There are two ways to get there:

a. Select **Go To Bank** from that pop up.



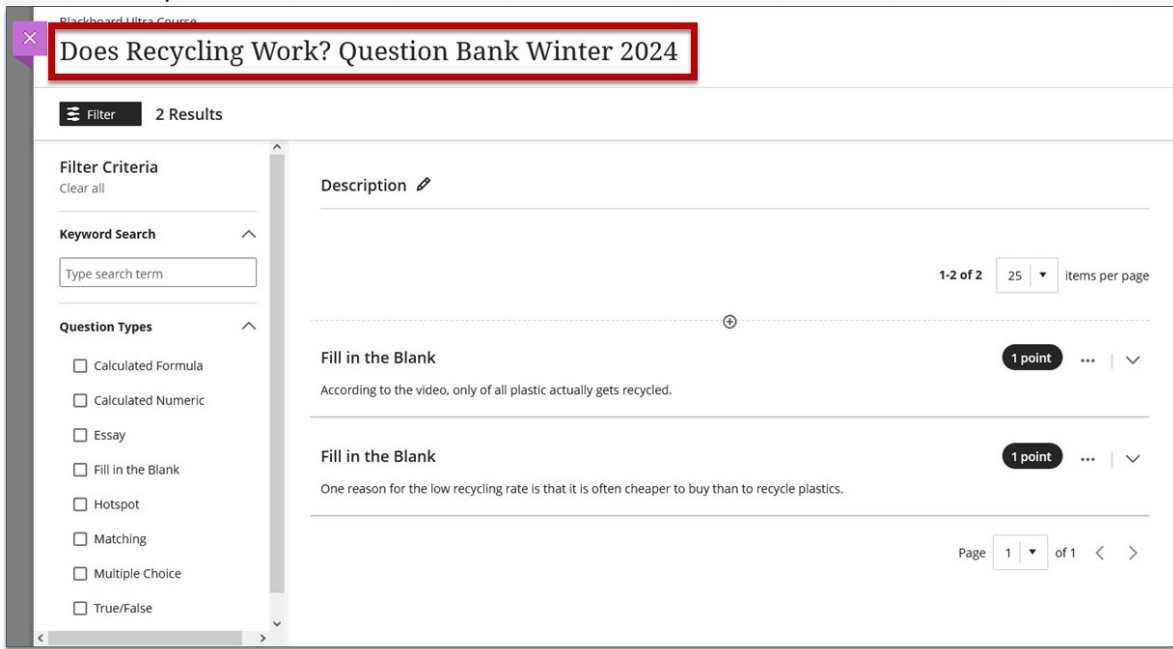


b. Close the document, return to the Course Content page, and select **Manage banks** from the Details & Actions pane.



6. Select the question bank of generated questions. It will have a name of Generated bank (title of Document) date of generation.

7. Rename the question bank.



8. Review each generated question and its settings for accuracy and appropriateness before making them available to students. See the [Using Question Banks and Pools article](#) for more information on Question Banks. See the [Creating a Test article](#) for more information about Test Settings.

